



**1200 X 2400 MM
COLLECTION**

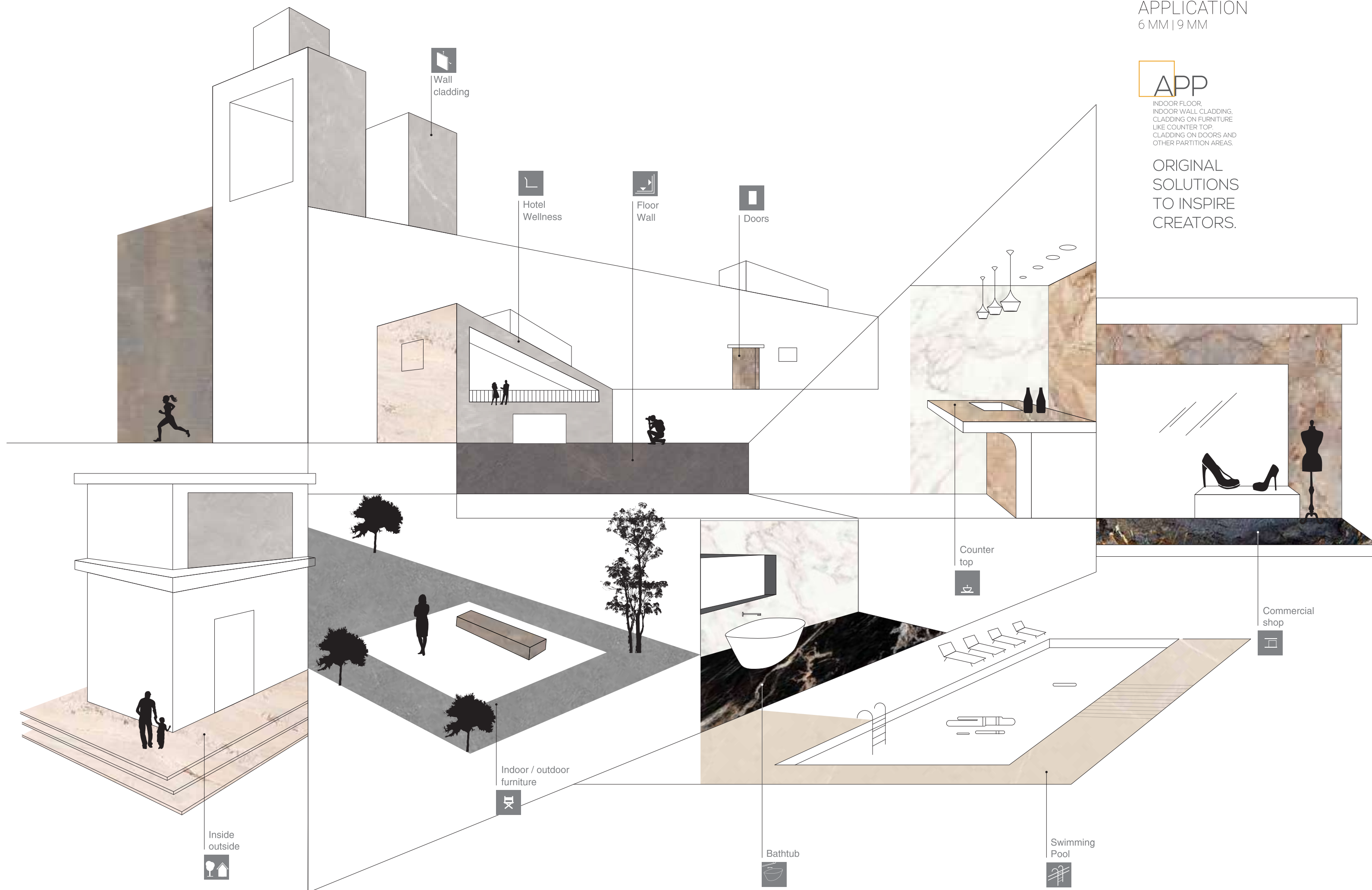
**—
2020**

APPLICATION

6 MM | 9 MM

APP
INDOOR FLOOR,
INDOOR WALL, CLADDING,
CLADDING ON FURNITURE
LIKE COUNTER TOP,
CLADDING ON DOORS AND
OTHER PARTITION AREAS.

ORIGINAL
SOLUTIONS
TO INSPIRE
CREATORS.



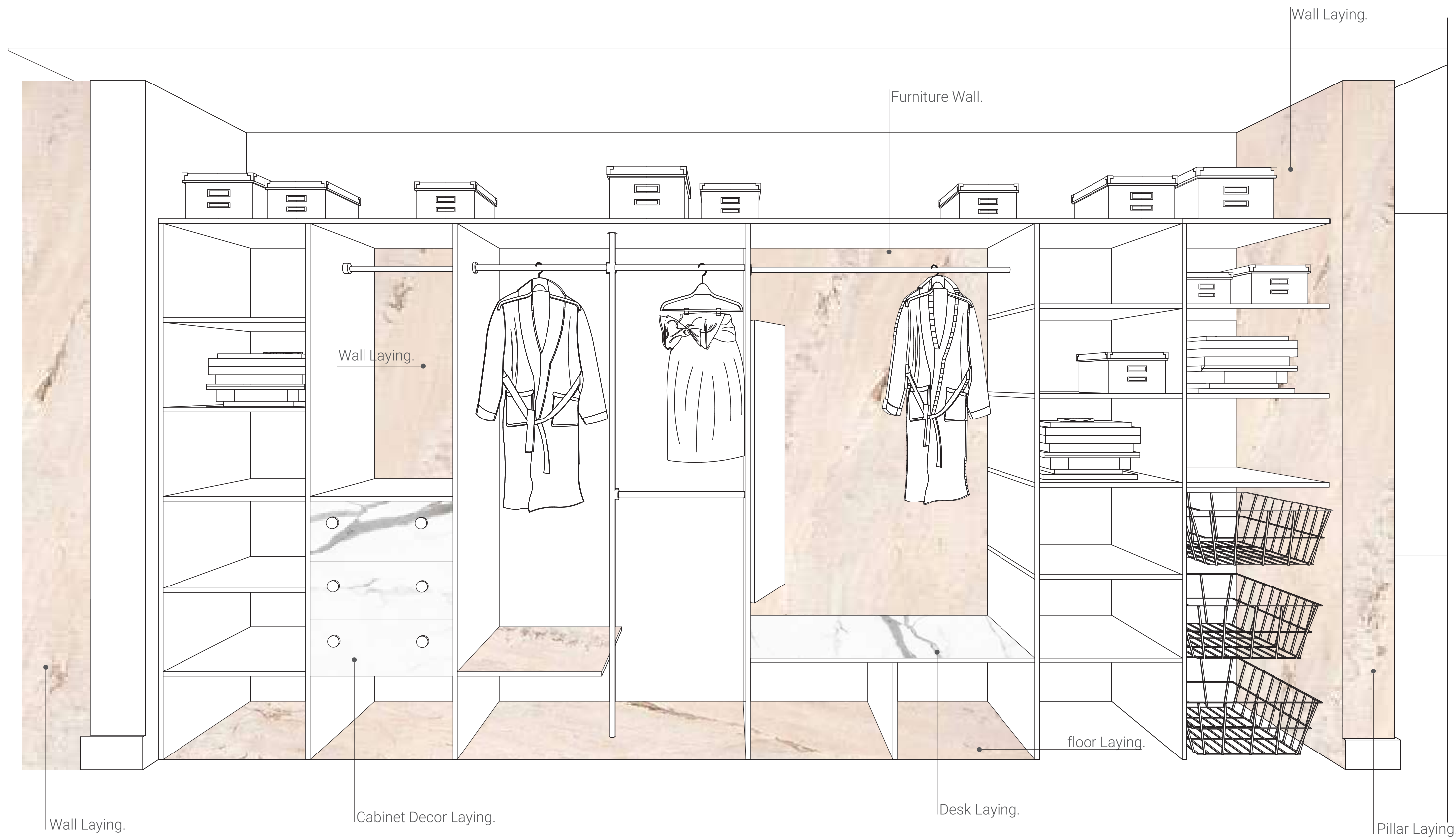
RESIDENTIAL, COMMERCIAL,
HOSPITALITY, WELLNESS,
OUTDOORS.

APPLICATION FOR BOUTIQUES HIGH GLOSS

Wall | Floor | Furniture | Niche walls | Cabinet Front.



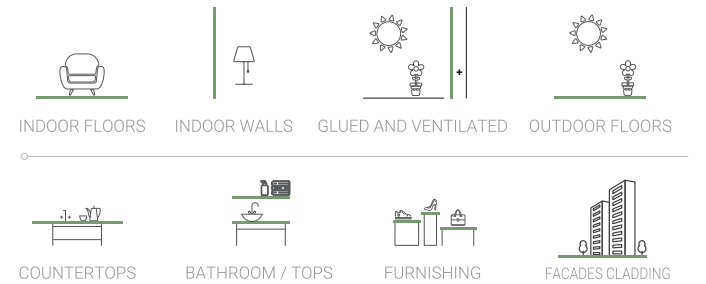
OTHER SIZES POSSIBLE: 800 X 2400 MM \ 900 X 1800 MM \ 800 X 1600 MM \ 1200 X 1200 MM.
COLOR VARIATION PERSISTS. | LAYING: ADHESIVE RECOMMENDED.



VENTILATED FACADES, RAISED FLOORS,
SELF ADHESIVE FLOORS, POOLS & WELLNESS,
OUTDOOR FLOORS - WALLS.

APPLICATION FOR FACADES AND OUTDOOR FLOORS MATT

Wall | Floor | Facades | Niche walls | Pool walls inside | Pool edges.
Also available for indoors.



OTHER SIZES POSSIBLE: 800 X 2400 MM \ 900 X 1800 MM \ 800 X 1600 MM \ 1200 X 1200 MM.
COLOR VARIATION PERSISTS. | LAYING: ADHESIVE RECOMMENDED.



INDEX»

• **SERIES 11:**

1	ARMANI PLATINUM	01
2	ARMANI GREY	02
3	CALACATTA	03
4	ICE ONYX	04
5	STATUARIO NATURAL	05
6	STATUARIO SEM	06
7	ROYAL BEIGE	07
8	TRAVERTINE BEIGE	08
9	MYSTIQUE CREMA	09
10	FUSION GREY	10
11	VICTORIA MARFIL	11
12	SARAN COLLINS CREMA	12
13	RIO WHITE	13
14	GREY PANTHER	14
15	EGEO GREY	15
16	EGEO BEIGE	16
17	CRISTAL GREY	17
18	BURBERRY BEIGE	18
19	BOTTOCHINO CLASSIC	19
20	MJ WHITE	20
21	MJ IVORY	21

• **SERIES 21:**

22	ARMANI BROWN	22
23	ARMANI STEEL GREY	23
24	ASPEN NATURAL	24
25	EXPLOSION BLACK	25
26	TANTALO	26
27	MARQUINA NERO	27
28	CALACATTA ELITE	28
29	BLACK OCEAN	29
30	WHITE OCEAN	30
31	SEA BLUE ST.	31
32	BRECCIA BLUE	32
33	TAJ MAHAL	33
34	SARAN COLLINS	34
35	PIETRA GREY	35

• **SERIES 31:**

36	KERONIX LIGHT GREY	36
37	KERONIX DARK GREY	37

• **SERIES 41:**

38	KANKI IRON	38
39	KANKI BROWN	39
40	KANKI CREMA	40
41	KANKI WHITE	41
42	KANKI GREY	42
43	MEGA BEIGE	43
44	MEGA GREY	44
45	MEGA DARK GREY	45
46	MEGA BROWN	46
47	MEGA BLACK	47
48	PIETRA BEIGE	48
49	PIETRA LIGHT GREY	49
50	PIETRA GREY	50
51	PIETRA BROWN	51
52	PIETRA BLACK	52
53	MYSTIQUE WHITE	53
54	MYSTIQUE GREY	54
55	MYSTIQUE IVORY	55
56	MYSTIQUE BROWN	56
57	MYSTIQUE CREMA	57
58	MYSTIQUE BLACK	58

59	TOBACCO WHITE	59
60	TOBACCO CREMA	60
61	TOBACCO BROWN	61
62	TOBACCO LIGHT GREY	62
63	TOBACCO DARK GREY	63
64	TOBACCO BLACK	64
65	OXIDO RED	65
66	OXIDO BEIGE	66
67	MAC-ARMANI BROWN	67
68	MAC-ARMANI GREY	68
69	MAC-ARMANI STEEL GREY	69
70	CALACATTA	70
71	STATUARIO NATU	71
72	ELEGANCE GREY	72

TECH. SPEC. & PACK. DETAIL	73
----------------------------	----



ARMANI PLATINUM

FINISH: BRIGHT POLISHED
S/11

1200 X 2400 mm.
9mm Thickness.
face 4



ARMANI GREY

FINISH: BRIGHT POLISHED
S/11

1200 X 2400 mm.
9mm Thickness.
face 4





CALACATTA

FINISH: BRIGHT POLISHED
S/11

1200 X 2400 mm.
9mm Thickness.
face 4





ICE ONYX

FINISH: BRIGHT POLISHED
S/11

1200 X 2400 mm.
9mm Thickness.
face **2**





STATUARIO NATURAL

FINISH: BRIGHT POLISHED
S/11

1200 X 2400 mm.
9mm Thickness.
face 4





STATUARIO SEM

FINISH: BRIGHT POLISHED
S/11

1200 X 2400 mm.

9mm Thickness.

face 6





ROYAL BEIGE

FINISH: BRIGHT POLISHED
S/11

1200 X 2400 mm.
9mm Thickness.
face **3**





TRAVERTINE BEIGE

FINISH: BRIGHT POLISHED
S/11

1200 X 2400 mm.
9mm Thickness.
face 3





MYSTIQUE CREMA

FINISH: BRIGHT POLISHED
S/11

1200 X 2400 mm.
9mm Thickness.
face 2





FUSION GREY

FINISH: BRIGHT POLISHED
S/11

1200 X 2400 mm.
9mm Thickness.
face 3






VICTORIA MARFIL

FINISH: BRIGHT POLISHED
S/11

1200 X 2400 mm.
9mm Thickness.
face 2



SARAN COLLINS CREMA 1200 X 2400 mm.
FINISH: BRIGHT POLISHED 9mm Thickness.
S/11 face 2



RIO WHITE

FINISH: BRIGHT POLISHED
S/11

1200 X 2400 mm.

9mm Thickness.

face 2





GREY PANTHER

FINISH: BRIGHT POLISHED
S/11

1200 X 2400 mm.
9mm Thickness.
face 2





EGEO GREY

FINISH: BRIGHT POLISHED
S/11

1200 X 2400 mm.
9mm Thickness.
face 2



EGEO BEIGE

FINISH: BRIGHT POLISHED
S/11

1200 X 2400 mm.
9mm Thickness.
face **2**






CRISTAL GREY

FINISH: BRIGHT POLISHED
S/11

1200 X 2400 mm.
9mm Thickness.
face 2





BURBERRY BEIGE

FINISH: BRIGHT POLISHED
S/11

1200 X 2400 mm.
9mm Thickness.
face 2





BOTTOCHINO CLASSIC

FINISH: BRIGHT POLISHED
S/11

1200 X 2400 mm.
9mm Thickness.
face 2





MJ WHITE
FINISH: BRIGHT POLISHED
S/11

1200 X 2400 mm.
9mm Thickness.
face 2





MJ IVORY

FINISH: BRIGHT POLISHED
S/11

1200 X 2400 mm.
9mm Thickness.
face 2





CALACATTA ELITE

FINISH: BRIGHT POLISHED
S/11

1200 X 2400 mm.
9mm Thickness.
Bookmatch face 2





BRECCIA BLUE

FINISH: BRIGHT POLISHED
S/11

1200 X 2400 mm.

9mm Thickness.

Bookmatch face **2**





SARAN COLLINS

FINISH: BRIGHT POLISHED
S/11

1200 X 2400 mm.
9mm Thickness.
Bookmatch face 2



TAJ MAHAL

FINISH: BRIGHT POLISHED
S/11

1200 X 2400 mm.

9mm Thickness.

Bookmatch face 2





ARMANI BROWN

FINISH: BRIGHT POLISHED
S/21

1200 X 2400 mm.
9mm Thickness.
face 4





ARMANI STEEL GREY

FINISH: BRIGHT POLISHED
S/21

1200 X 2400 mm.
9mm Thickness.
face 4





ASPEN NATURAL

FINISH: BRIGHT POLISHED
S/21

1200 X 2400 mm.
9mm Thickness.
face 3





EXPLOSION BLACK

FINISH: BRIGHT POLISHED
S/21

1200 X 2400 mm.
9mm Thickness.
face **3**





TANTALO

FINISH: BRIGHT POLISHED
S/21

1200 X 2400 mm.
9mm Thickness.
face 2





MARQUINA NERO

FINISH: BRIGHT POLISHED
S/21

1200 X 2400 mm.
9mm Thickness.
face 2





BLACK OCEAN

FINISH: BRIGHT POLISHED
S/21

1200 X 2400 mm.
9mm Thickness.
Bookmatch face 2



WHITE OCEAN

FINISH: BRIGHT POLISHED
S/21

1200 X 2400 mm.
9mm Thickness.
Bookmatch face 2



SEA BLUE ST

FINISH: BRIGHT POLISHED
S/21

1200 X 2400 mm.

9mm Thickness.

Bookmatch face 2





PIETRA GREY
FINISH: BRIGHT POLISHED
S/21

1200 X 2400 mm.
9mm Thickness.
Bookmatch face **2**





KERONIX LIGHT GREY

FINISH: KERONIX
S/31

1200 X 2400 mm.
9mm Thickness.
face 2





KERONIX DARK GREY

FINISH: KERONIX
S/31

1200 X 2400 mm.
9mm Thickness.
face 2





KANKI IRON

FINISH: MATT CARVING/ROCKER
S/41

1200 X 2400 mm.
9mm Thickness.
face 2





KANKI BROWN
FINISH: MATT CARVING/ROCKER
S/41

1200 X 2400 mm.
9mm Thickness.
face 2





KANKI CREMA
FINISH: MATT CARVING/ROCKER
S/41


1200 X 2400 mm.
9mm Thickness.
face 2





KANKI WHITE
FINISH: MATT CARVING/ROCKER
S/41

1200 X 2400 mm.
9mm Thickness.
face 2





KANKI GREY

FINISH: MATT CARVING/ROCKER
S/41

1200 X 2400 mm.
9mm Thickness.
face 2





MEGA BEIGE
FINISH: MATT CARVING/ROCKER
S/41

1200 X 2400 mm.
9mm Thickness.
face 2





MEGA GREY

FINISH: MATT CARVING/ROCKER
S/41

1200 X 2400 mm.
9mm Thickness.
face **2**





MEGA DARK GREY
FINISH: MATT CARVING/ROCKER
S/41

1200 X 2400 mm.
9mm Thickness.
face 2





MEGA BROWN

FINISH: MATT CARVING/ROCKER
S/41

1200 X 2400 mm.
9mm Thickness.
face 2





MEGA BLACK
FINISH: MATT CARVING/ROCKER
S/41

1200 X 2400 mm.
9mm Thickness.
face 2





PIETRA BEIGE

FINISH: MATT CARVING/ROCKER
S/41

1200 X 2400 mm.

9mm Thickness.

face 2





PIETRA LIGHT GREY

FINISH: MATT CARVING/ROCKER
S/41

1200 X 2400 mm.
9mm Thickness.
face 2





PIETRA GREY
FINISH: MATT CARVING/ROCKER
S/41

1200 X 2400 mm.
9mm Thickness.
face 2



PIETRA BROWN

FINISH: MATT CARVING/ROCKER
S/41

1200 X 2400 mm.
9mm Thickness.
face 2





PIETRA BLACK
FINISH: MATT CARVING/ROCKER
S/41

1200 X 2400 mm.
9mm Thickness.
face 2





MYSTIQUE WHITE

FINISH: MATT CARVING/ROCKER
S/41

1200 X 2400 mm.
9mm Thickness.
face **2**





MYSTIQUE GREY

FINISH: MATT CARVING/ROCKER
S/41

1200 X 2400 mm.
9mm Thickness.
face 2





MYSTIQUE IVORY

FINISH: MATT CARVING/ROCKER
S/41

1200 X 2400 mm.
9mm Thickness.
face 2





MYSTIQUE BROWN

FINISH: MATT CARVING/ROCKER
S/41

1200 X 2400 mm.
9mm Thickness.
face 2





MYSTIQUE CREMA

FINISH: MATT CARVING/ROCKER
S/41

1200 X 2400 mm.
9mm Thickness.
face **2**





MYSTIQUE BLACK

FINISH: MATT CARVING/ROCKER
S/41

1200 X 2400 mm.
9mm Thickness.
face 2





TOBACCO WHITE

FINISH: MATT CARVING/ROCKER
S/41

1200 X 2400 mm.
9mm Thickness.
face 2





TOBACCO CREMA

FINISH: MATT CARVING/ROCKER
S/41

1200 X 2400 mm.
9mm Thickness.
face 2



TOBACCO BROWN

FINISH: MATT CARVING/ROCKER
S/41

1200 X 2400 mm.

9mm Thickness.

face 2





TOBACCO LIGHT GREY

FINISH: MATT CARVING/ROCKER
S/41

1200 X 2400 mm.
9mm Thickness.
face 2





TOBACCO DARK GREY

FINISH: MATT CARVING/ROCKER
S/41

1200 X 2400 mm.
9mm Thickness.
face **2**





TOBACCO BLACK

FINISH: MATT CARVING/ROCKER
S/41

1200 X 2400 mm.
9mm Thickness.
face 2





OXIDO RED

FINISH: MATT CARVING/ROCKER
S/41

1200 X 2400 mm.
9mm Thickness.
face 2





OXIDO BEIGE
FINISH: MATT CARVING/ROCKER
S/41

1200 X 2400 mm.
9mm Thickness.
face 2





MAC-ARMANI BROWN

FINISH: MATT CARVING/ROCKER
S/41

1200 X 2400 mm.
9mm Thickness.
face 4





MAC-ARMANI GREY
FINISH: MATT CARVING/ROCKER
S/41

1200 X 2400 mm.
9mm Thickness.
face 4





MAC-ARMANI STEEL GREY 1200 X 2400 mm.
FINISH: MATT CARVING/ROCKER 9mm Thickness.
S/41 face 4





MAC-CALACATTA

FINISH: MATT CARVING/ROCKER
S/41

1200 X 2400 mm.
9mm Thickness.
face 4





STATUARIO NATU
FINISH: MATT CARVING/ROCKER
S/41

1200 X 2400 mm.
9mm Thickness.
face 4



ELEGANCE GREY

FINISH: MATT CARVING/ROCKER
S/41

1200 X 2400 mm.
9mm Thickness.
face **3**



TECHNICAL SPECIFICATIONS:

Sr. No.	Characteristics	International Std. Iso 13006 / En 14411 Group B1a	Specification Of Tiles	Method Of Testing
Dimensions & Surface Quality				
1	Length	±0.6%	±0.1%	Iso 10545-2
2	Thickness	±5%	±3.0%	Iso 10545-2
3	Straightness Of Sides	±0.5%	±0.1%	Iso 10545-2
4	Rectangularity	±0.5%	±0.1%	Iso 10545-2
5	Surface Flatness	±0.5%	±0.1%	Iso 10545-2
6	Glossiness(Only For Polished Products)	Declared By Manufacturer	92~105%	Iso 2813(Gloss Meter)
7	Surface Quality	Min.95% Tiles Should Be Free From Defects	Min.98% Tiles Free From Defects	Iso 10545-2
Physical Characteristics				
8	Water Absorption	E≤ 0.5 %	≤ 0.05 %	Iso 10545-3
9	Moh's Hardness	≥ 6	≥ 6	Iso 10545 -3
10	Moisture Expansion	Nil	Nil	Iso 10545-10
11	Abrasion Resistance	Declared By Manufacturer	Pei 3~5(Depend On Product)	Iso 10545-7
Mechanical Characteristics				
12	Flexural Strength (MOR)	≥ 35 N/mm2 (350 Kg/cm2)	≥ 37 N/mm2 (370 Kg/cm2)	Iso 10545 -4
13	Breaking Strength	1300 Newton	2000 Newton	Iso 10545 -4
14	Impact Resistance	Declared By Manufacturer	No Indentation Or Cracking	Iso 10545 -5
Safety Characteristics				
15	Skid Resistance(Dynamic Friction Coefficient)	≥ 0.4	≥ 0.4	Iso 10545 -17
16	Density	≥ 2.0 Gm/cc	> 2.3 Gm/cc	Din 51082
Thermo Photo Characteristics				
17	Thermal Shock Resistance	Resistant To 10 Cycles	Pass Min10 Cycles	Iso 10545 -9
18	Frost Resistance	Frost Proof	Need To Comply With The Standard	Iso 10545 - 12
19	Coefficient Of Linearthermal Expansion,	9x10-6 K -1	< 5.86x10-6 K -1	Iso 10545-8
20	Color Resistance To Uv Light	Resistant	Resistant	Iso 10545 -16
Chemical Characteristics				
1	Chemical Resistance : House Hold Chemicals & Swimming Pool Salts	Min Class- Gb	Confirm To Classes-ga	Iso 10545 -13
2	Chemical Resistance : Low Concentrations Acids & Alkalís	Min Class- Glb	Confirm To Classes-gla	Iso 10545 -13
3	Chemical Resistance : High Concentrations Acids & Alkalís	Min Class- Ghb	Confirm To Classes-gha	Iso 10545 -13
4	Stain Resistance	Min Class-3	Min Confirm To Class -4	Iso 10545 -14

PACKAGING INFO.:

Dimension (mm)	Slab	Square Metre	Weight (Approx)
800 x 1600 mm	2	2.56	54 kgs
800 x 2400 mm	2	3.84	80 kgs
1200 x 1200 mm	2	2.88	60 kgs
1200 x 2400 mm	1	2.88	60 kgs